



Wayside Sewing 2015 Club Registration

Name: _____
 Address: _____
 City: _____
 State: _____ Zip: _____
 Email: _____
 Phone #: _____

Annual Registrations: (Select clubs)

- Serger Embroidery

Semi-annual Registrations: (Select clubs)

- Serger Embroidery

Single Session: Call to pre-register


Annual membership \$125 per club

Semi-annual membership \$75 per club

Single Session \$20

- Block of the Month, 12 months**
\$25 registration (\$5/month/kit)
- Mystery Quilt, 12 months**
\$25 registration (\$5/month/kit)
- Embroidered Quilt Club, 12 month**
\$70 registration (\$15/month/kit)*
- 2015 Quilt Club, 9 months**
\$50 registration (\$15/month/kit)

*embroidery designs included in registration fee.



Freedom For All \$5/Month/Kit

Starts February 2015

*Sign-up ends
when full*

Cut here & Return with Registration fee to: Wayside Sewing 1021 Boston Post Rd E (Rt 20), Marlborough, MA 01752 (508)481-2088

GENERAL CLUB INFO

Two great technique and tools clubs to choose from: Embroidery and Serger clubs.

Join one or both. Clubs meet once a month and consist of sit and sew sessions and lectures.

All clubs have rolling registration and you may join at any time. Full and half year registrations available along with single session options. Single session attendance with preregistration.

Serger or Embroidery Membership: (prices per club)*

Annual membership: \$150 12 months
 Half-year membership: \$76 6 months
 Single session: \$20**

2015 QUILT CLUB: second Saturday @9:15am

EMBROIDERY CLUB: second Saturday @10:30am

SERGER CLUB: third Saturday @10:30am

Block of the Month: Pick-up anytime during month

2014 Embroidered Quilt Club: 3rd Sat. @ 9:15am

For sit and sew classes you will need your machine and sewing supplies. For Lectures, guest speakers and demos, you'll want paper and pencil for taking notes.***

* Kit costs additional. Projects subject to change.

** Special events and exceptions may occur and will be announced.

*** See <http://waysidesewing.com> for complete club details.

Wayside Sewing

1021 Boston Post Rd E (Rt 20), Marlborough, MA 01752
 Phone: 508-481-2088 Fax: 508-481-2188
 E-mail: info@waysidesewing.com



Wayside Sewing 2015 Club Schedule



EMBROIDERY
SERGER
BOM

Metrowests full-service sewing center




Tel: 508-481-2088

Email: info@waysidesewing.com

[Http://waysidesewing.com](http://waysidesewing.com)

EMBROIDERED CLUB INFO

 2nd Saturday, 10am-noon

January—Decorative Stitches in the Hoop

Top stitch coasters.

February—Wonderful with Wool

Draw string monogrammed pouch with eyelets.

March—Fabric Fills

Fill your plain fabric with fabulous fills then make an insulated Bread Basket Cloth from your creation.

April— Precision Tailoring on STRETCH

Have the embroidery machine make your tailoring marks for you as you add box pleats to shoe bags.

May— Cutwork Bookmarks

Cutwork needles open many possibilities, come see as you make some amazing bookmarks

June—T-Shirt tips and Tricks

Embroider a t-shirt without the puckers and pulls and itchy back.

July—Water soluble thread, when to use it

Make a sachet and keep it simple by using water soluble thread to make your marking and stitching lines.

August—3-D Dragonflies!

Always a favorite, make yours really pop with 3D techniques and shimmering organza.

September— Thread Velvet dimensional designs

Use thread velvet technique to add some real “fur”, fun and dimensional, to some cute baby animals on your baby room tissue box cover

October— It GLOWS, Sit ‘n Sew

Work with glow in the dark thread! Make a fun Halloween Pumpkin


November— Why Buy Pre-Quilted, Make it

Use satin and fill to make your own pre-quilted fabric for a fast holiday snap clutch

December— Rouching made easy

Use heat sensitive fabrics to create wonderful rouching effects with ease.

SERGER CLUB INFO

 3rd Saturday, 10:30am-12:30

January—Gathers

Make an apron with great gathers.

February—Heat SAFE Threads on Fleece

Work with specialty heat retardant thread.

March—Plentiful Pintucks

Make a pillow with pintuck embellishments, see how a cording foot works.

April—Box your Bottom

Create a box bottomed snack bag. How to measure, mark, sew without straying off your mark.

May— Stripes and Stretch Yoga Headband

Stripes are hard to line up, stretch stripes even harder. Let differential feed and presser foot pressure settings help you create with confidence.

June—Thread Catcher with casing from Vinyl

Want a project that you can wipe clean, use Vinyl! See how to get Vinyl NOT to stick to your bed as you sew. Learn how to create quick casings.

July—THREADING CLINIC

Come get a refresher on how to thread & adjust your serger for a multitude of stitches.

August—Clean Finished Seams, Pillowcase

Quick pillowcases using the “Hotdog” method make great gifts, but only if they look professional. Learn a variety of finishing techniques for all your serged seams.

September— Coverstitch Tote

Add embellishments, finishing touches and stability to a tote created on the serger.

October— Checkbook Cover

Work on lots of layers without slipping, baste on the serger, and construct.


November— Garment Sewing, Jacket

Get some great garment sewing tips and tricks.

December— Holiday Wreath from BURLAP

Don't let heavy fabric and loose weaves scare you. Add serger “ribbon” to embellish too.


EMBROIDERED QUILT CLUB—PIECING

 3rd Saturday, 9:15am-10am
\$70 registration, \$15/month

Feb 2015-Jan 2016

Embroidery machines are great for embellishing and even quilting, but when it comes to piecing.....you will be amazed at just what you can do with an embroidery machine. This year create a quilt with “pieced”, ‘appliquéd” and embellished blocks using your embroidery machine. From folded fabric blocks to amazing stars, try it all.


QUILTING CLUB—CURVES

 2nd Saturday, 9:15am-10am
\$50 registration, \$15/month

Feb 2015-Jan 2016

Curves can be daunting but they don't have to. Today we have so many new tools and techniques that make making curves faster, fun and easier. This year come experience all you can do with curves!


BLOCK OF THE MONTH—FREEDOM

 Anytime during the month
\$5/kit, \$25 registration

Feb 2015-Jan 2016

Freedom For All is available in a great Patriotic colorway and our wonderful summer sunshine colors. A quilt for all levels, this 74” x 74” quilt will give you a chance to have fun, a few blocks at a time. Pick up anytime after the 1st each month.

MYSTERY QUILT—BATIKS ABOUND

 Anytime during the month
\$5/kit, \$25 registration

Feb 2015-Jan 2016

Batiks makes a wonderful colorwash of tones and colors. This year we are trying something NEW, a Mystery Quilt Club! Great for sew-ers of all levels and ages. Enjoy the beauty of batiks as you watch the mystery quilt develop.